

Anti-Carbonic Anhydrase II antibody



Catalog Number: 103680

Product name

Anti-Carbonic Anhydrase II antibody

Immunogen

[Mouse Carbonic Anhydrase II \(His Tag\) recombinant protein](#)

Specificity

Mouse Carbonic Anhydrase II / CA2

Antibody description

Rabbit polyclonal to Carbonic Anhydrase II

Preparation

Produced in rabbits immunized with purified, recombinant Mouse Carbonic Anhydrase II / CA2 (rM Carbonic Anhydrase II / CA2; AAH55291.1; Met 1-Lys 260). Carbonic Anhydrase II / CA2 specific IgG was purified by Mouse Carbonic Anhydrase II / CA2 affinity chromatography.

Formulation

0.2 µm filtered solution in PBS with 5% trehalose

Storage

This antibody can be stored at 2°C-8°C for one month without detectable loss of activity. Antibody products are stable for twelve months from date of receipt when stored at -20°C to -80°C.

Preservative-Free.

Sodium azide is recommended to avoid contamination (final concentration 0.05%-0.1%). It is toxic to cells and should be disposed of properly. Avoid repeated freeze-thaw cycles.

Clonality

Polyclonal

Ig Type

Rabbit IgG

Applications

ELISA, WB, IHC-P, IP

Dilutions

WB: 2-10 µg/mL

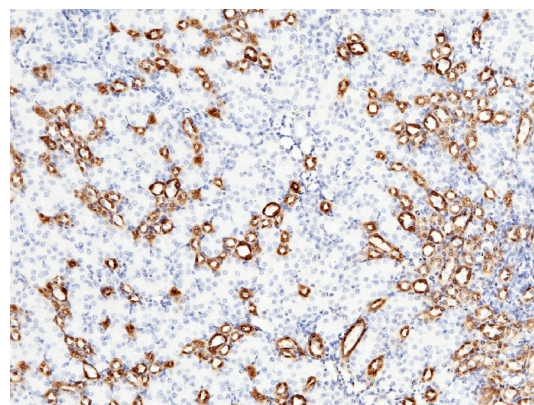
ELISA: 0.1-0.2 µg/mL

This antibody can be used at 0.1-0.2 µg/mL with the appropriate secondary reagents to detect Mouse CA2. The detection limit for Mouse CA2 is approximately 0.00975 ng/well.

IHC-P: 0.1-2 µg/mL

IP: 4-6 µg/mg of lysate

Validations

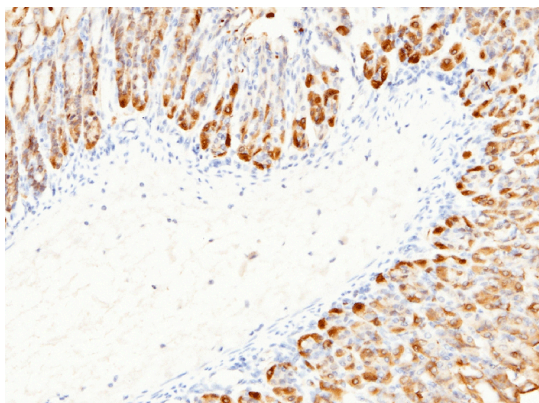


Carbonic Anhydrase II / Car2 Antibody, Rabbit PAb, Antigen Affinity Purified, Immunohistochemistry

Immunochemical staining of mouse CA2 in mouse kidney with rabbit polyclonal antibody (0.2 µg/mL, formalin-fixed paraffin embedded sections).

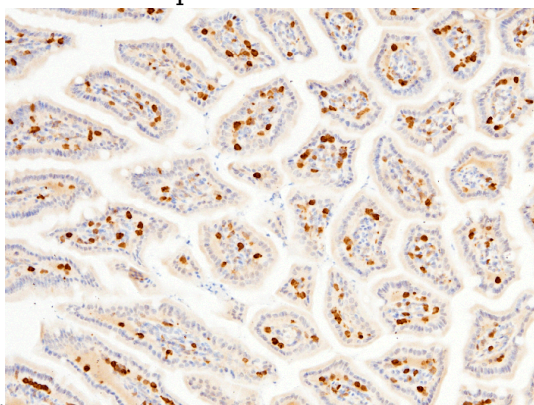
Anti-Carbonic Anhydrase II antibody

Catalog Number: 103680



Carbonic Anhydrase II / Car2 Antibody, Rabbit PAb, Antigen Affinity Purified, Immunohistochemistry

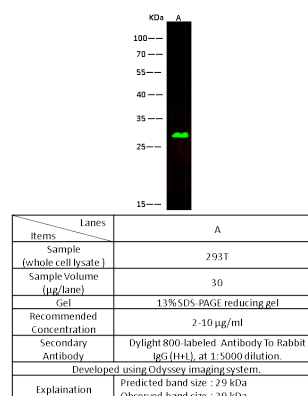
Immunochemical staining of mouse CA2 in mouse stomach with rabbit polyclonal antibody (0.2 µg/mL, formalin-fixed paraffin embedded




sections).

Carbonic Anhydrase II / Car2 Antibody, Rabbit PAb, Antigen Affinity Purified, Immunohistochemistry

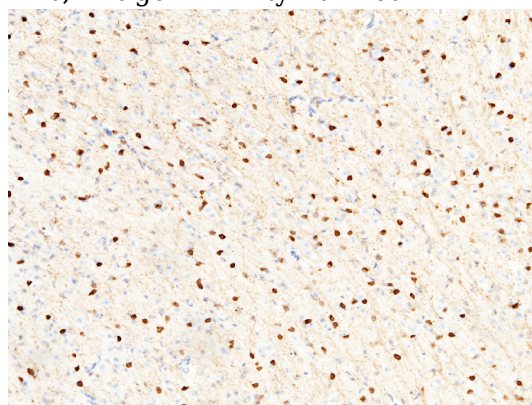
Immunochemical staining of mouse CA2 in mouse intestine with rabbit polyclonal antibody (0.2 µg/mL, formalin-fixed paraffin embedded



sections). Carbonic Anhydrase II / Car2 Antibody, Rabbit PAb, Antigen Affinity Purified, Western blot



Carbonic Anhydrase II / Car2 Antibody, Rabbit PAb, Antigen Affinity Purified



Carbonic Anhydrase II / Car2 Antibody, Rabbit PAb, Antigen Affinity Purified, Immunohistochemistry

Immunochemical staining of mouse CA2 in mouse brain with rabbit polyclonal antibody (0.2 µg/mL, formalin-fixed paraffin embedded sections).